

**NOTE:** Specifications to be subjected to change without notice.

CLIMBING CRANE MODEL

**P C 1200**

No. C 56 768

**HOIST - WARD LEONARD**

AC Drive Motor	106 HP
DC Generator	88 HP
DC Hoist Motor	75 HP

**LOAD SPEEDS** (2 part line all gears)

High Gear	410 ft/min to 5,500 lbs.
Medium Gear	320 ft/min to 7,000 lbs.
Low Gear	200 ft/min to 13,800 lbs.
Max. Load Speed	650 ft/min to 2,000 lbs.

**OPTIONAL**

AC Hoist Motor	74 HP
High Gear	410 ft/min to 5,500 lbs.
Medium Gear	320 ft/min to 7,000 lbs.
Low Gear	160 ft/min to 14,000 lbs.

**SWING** 13 HP motor, 3 speeds to 1.0 RPM

**TROLLEY** 7.3 HP motor, 3 speeds to 157 ft/min.

**WEIGHT**

Crane Weight	44.3 tons
Climbing Equipment	7.2 tons
Ballast	12.1 tons
Total Weight	63.6 tons

**ELECTRICAL POWER SUPPLY**

100 KVA - 150 amps. 440/3/60 cy.  
160 ft. "50" Type Cable 4 x #2

**Swing** 2 x 5.5 HP motor, 3 speeds to 1.0 RPM  
**Trolley** 7.3 HP motor, 3 speeds to 157 ft/min.  
**Hydraulic Climbing** 10 HP Motor

**AMERICAN PECCO CORPORATION**  
**MILLWOOD, NEW YORK**

TELEPHONE: (914) 762-0550      CABLE: PECCO

**DISTRICT OFFICES**

**SANTA FE SPRINGS, CALIF.**      **WESTON ONTARIO, CANADA**  
TEL: (213) 723-8964      TEL: (416) 749-3404



# AMERICAN PECCO CORPORATION

## WEIGHT & MEASURE LIST

PC 1200 & SKL 1200

POS.	DESCRIPTION	QUANTITY	SHAPE	MEASUREMENTS			WEIGHT LBS.	DETAIL
				a	b	c		
1	Undercarriage Arm with Bogie	1		34.9'	11.8'	4.7'	11550	With 2 Gears & Brake Motors
2	Undercarriage Arm Pivot Type	2		11.7'	1.8'	4.7'	3014	
3	Knee Brace Stationary	2		18.8'	1.0'	1.0'	1188	
4	Knee Brace Pivoting	2		17.4'	1.0'	1.0'	1111	
5	Tower Cabin Section	1		18.0'	5.6'	6.3'	3740	
6	Support Beam for Central Ballast for Climbing Frames	1		20.7'	.6'	1.3'	2178	
				14.9'	1.1'	1.1'	832	
7	Outer Tower Section Base #1	1		18.4'	9.3'	9.3'	8602	
8	Outer Tower Section #2	1		18.5'	8.1'	8.1'	6160	
9	Outer Tower Section Stand.	1		18.5'	8.1'	8.1'	5808	
10	Base Bearing Plates Inner Tower	1		6.9'	7.1'	1.0'	1628	
11	Tower Base Sect. Hydr. Climbing Section	1		18.1'	6.2'	5.6'	10835	With Hydr. Equipment
12	Tower Base Sect. (Hydr)	1		18.1'	5.6'	5.6'	6050	Without Hydr. Equip.
13	Standard Tower Sect. Tower Base Sect. (Rope Climber)			13.8'	5.6'	5.6'	3663	
				5.4'	5.6'	5.6'	3234	
14	Tower Slipping Section	1		18.0'	5.3'	5.6'	4576	
15	Climbing Frame Hydr. Type	1		8.4'	4.7'	1.8'	2200	
	Rope Climb. Type			9.4'	4.7'	1.8'	2882	XI-7



# AMERICAN PECCO CORPORATION

## WEIGHT & MEASURE LIST

PC 1200 & SKL 1200

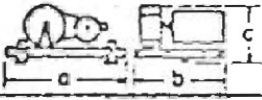




POS.	DESCRIPTION	QUANTITY	SHAPE	MEASUREMENTS			WEIGHT LBS.	DETAIL
				a	b	c		
16	Crane Support Device	1		1.5'	2.2'	4.0'	924	
17	Turntable Assemb with Bearing			14.8'	7.7'	7.4'	17116	No Gear Units or Motors & Controls Includ
18	Tower Top with Variable Over-load Device	1		29.6'	5.8'	9.7'	3784	
19	Jib Butt Section with Trolley Winch	<sup>e</sup> 1		37.0'	5.6'	5.7'	3509	
20	Jib Section # 2			37.0'	5.6'	5.7'	3542	
21	Jib Section #3 120% Ext.			15.8'	5.6'	5.7'	1309	
22	Jib Section #4	1		26.4'	5.6'	5.7'	2420	
23	Jib Section #5	1		15.8'	5.6'	5.7'	1089	
24	Jib Section #6 110% Ext.	1		15.8'	5.6'	5.7'	880	
25	Jib Tip	1		7.8'	5.6'	8.6'	990	
26	Trolley	1		9.6'	6.8'	3.4'	924	
27	Counterjib Butt Section	1		6.6'	5.4'	2.8'	649	
28	Counterjib Section #1	1		10.8'	5.4'	2.8'	462	
29	Counterjib Section #2	1		41.2'	5.4'	2.8'	2002	XI-8



# AMERICAN PECCO CORPORATION

## WEIGHT & MEASURE LIST

PC 1200 & SKL 1200

POS.	DESCRIPTION	QUANTITY	SHAPE	MEASUREMENTS			WEIGHT LBS.	DETAIL
				a	b	c		
30	Hoist Winch Assembly	1		7.4'	2.9'	5.5'	4664	
31	Load Block	1		6.3'	1.9'	3.2'	506	
32	Ballast Blocks			7.2'	4.6'	.6'	3212 24200	Frames Only with Concrete
33	Outer Tower Base Plates	4		2.6'	.3'	2.6'	2376	
34	Control Panel for Travel Function	1		2.7'	1.3'	3.0'	484	
	Variable Overload Device	1					902	
	Catwalks, Hand-Rails on Grate						1826	
	Suspension Bars for Jib						1875	
	Erection Sheave Assembly for Jib	1					1177	
	Erection Sheave Assembly for Counterjib	1					880	
	Handrails & Grates for Counterjib						1078	
	Ballast Block "A" Frame	1					242	
	Suspension Bars for Counterjib						330	
	Swing Gear Assembly						2244	
	All Additional Items Like Bolts & Pins						3300	XI-9