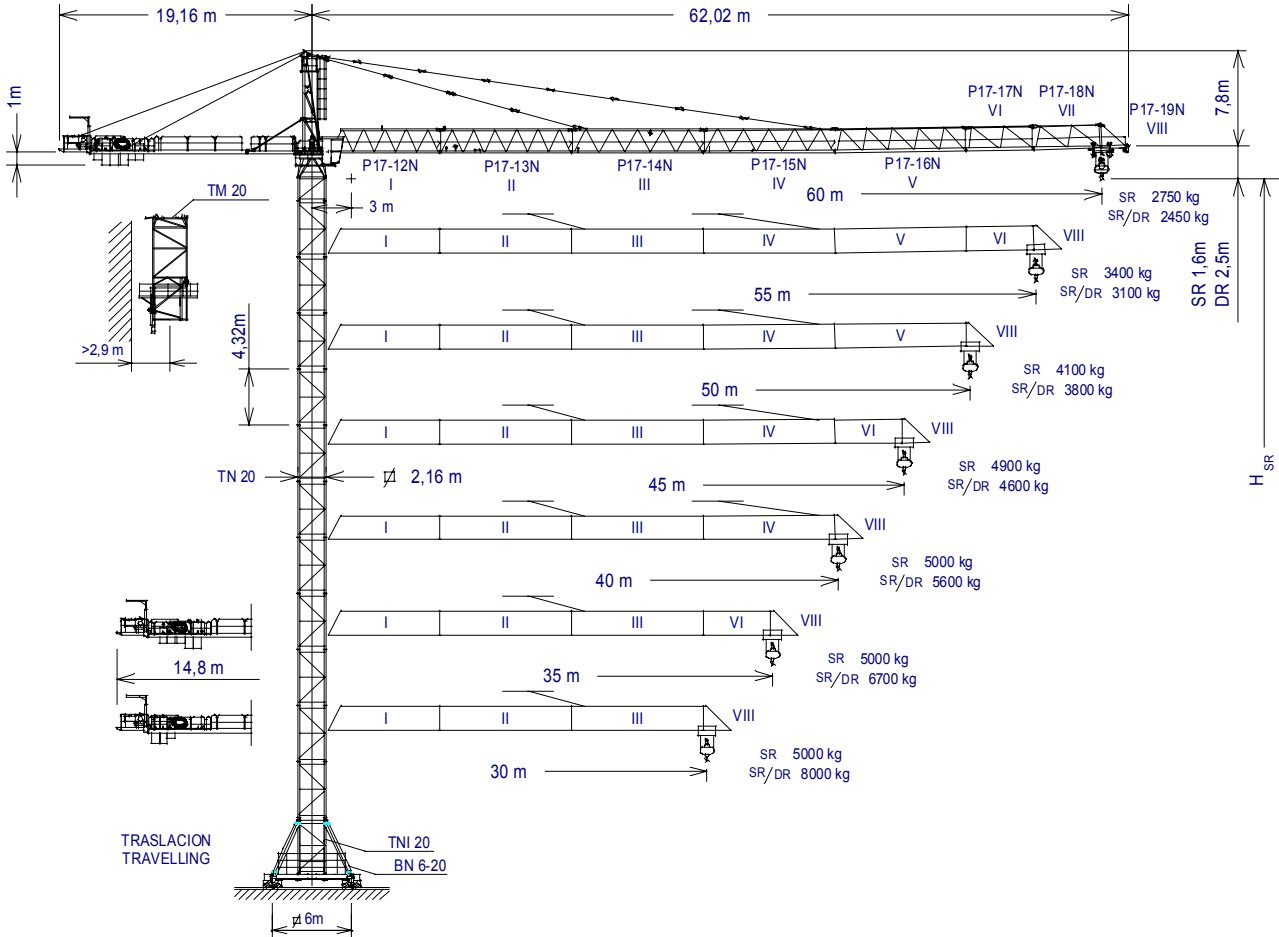


GRUA TORRE TOWER CRANE

J190N

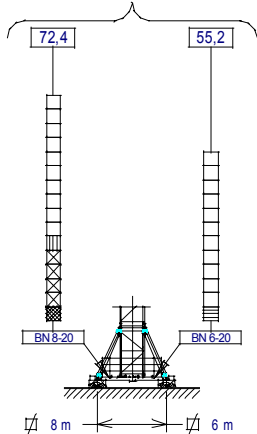
De acuerdo con UNE 58-101-92 According to FEM 1001-87
 Directivas de nivel de potencia acústica / Sound power level directives 84/534/CEE & 87/405/CEE
 Directivas de máquinas / Machinery directives 89/392/CEE & 91/368/CEE

SISTEMA DE CALIDAD CERTIFICADO SEGUN
 QUALITY ASSURANCE SYSTEM CERTIFIED ACCORDING TO
UNE-EN-ISO 9001

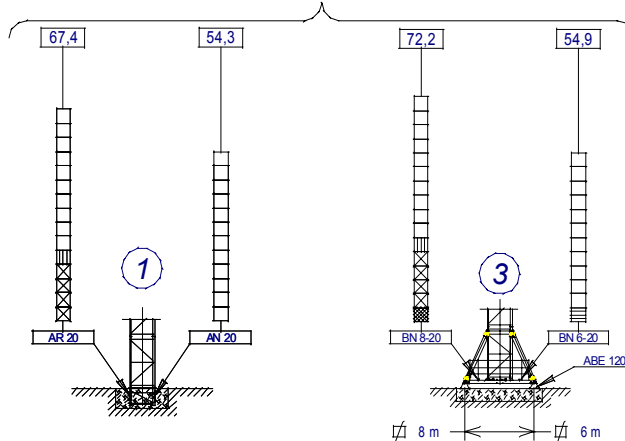


$H_{DR} = H_{SR} - 0,9$ H_{SR} = Altura máxima bajo gancho sin arriostar (m) Maximum height under hook without fastening	P17-12N	136.40.700	TNI 20	200.30.500
	P17-13N	136.41.700	TRI 20	153.30.000
	P17-14N	136.42.500	TM 20	142.35.000
	P17-15N	136.43.500	BN 6-20	200.20.000
	P17-16N	136.44.500	BN 8-20	153.20.000
	P17-17N	136.45.500	AR 20	136.21.500
	P17-18N	136.46.500	AN 20	136.21.000
	P17-19N	136.47.500	ABE 120	142.23.000

(H_{SR}) TRASLACION / TRAVELLING



(H_{SR}) ESTACIONARIA / STATIONARY



- TNI 20
- ▨ TR 20 A
- ▩ TR 20
- ▧ TNI 20
- ▣ TRI 20



JASO EQUIPOS DE OBRAS Y CONSTRUCCIONES, S.L.

Fecha / Date: 11-02-03 - Reservado el derecho a modificaciones sin previo aviso / Subject to modification, without previous warning

CARGAS / LOADS

J 190 N

SR (kg)		Cargas máximas / Maximum loads SR - 5000						5000 kg a
PLUMA JIB	Alcance del gancho (m) / Hook reach (m)							
	60	55	50	45	40	35	30	
60 m	2750	3060	3430	3880	4445	5000	5000	36 m
55 m	_____	3400	3805	4300	4915	5000	5000	39,4 m
50 m	_____	_____	4100	4625	5000	5000	5000	42 m
45 m	_____	_____	_____	4900	5000	5000	5000	44,2 m
40 m	_____	_____	_____	_____	5000	5000	5000	40 m
35 m	_____	_____	_____	_____	_____	5000	5000	35 m
30 m	_____	_____	_____	_____	_____	_____	5000	30 m

SR / DR (kg)		Cargas máximas / Maximum loads SR/DR - 5000/10000								5000/10000 kg a
PLUMA JIB	Alcance del gancho (m) / Hook reach (m)									
	60	55	50	45	40	35	30	25	20	
60 m	2450	2770	3155	3625	4215	4970	5000/5975	5000/7385	5000/9500	34,8/19,1 m
55 m	_____	3100	3520	4030	4665	5000/5485	5000/6580	5000/8110	5000/10000	37,8/20,7 m
50 m	_____	_____	3800	4342	5020	5000/5890	5000/7050	5000/8675	5000/10000	40,1/22 m
45 m	_____	_____	_____	4600	5000/5310	5000/6220	5000/7438	5000/9140	5000/10000	42/23 m
40 m	_____	_____	_____	_____	5000/5600	5000/6555	5000/7825	5000/9605	5000/10000	40/24,1 m
35 m	_____	_____	_____	_____	_____	5000/6700	5000/7995	5000/9810	5000/10000	35/24,5 m
30 m	_____	_____	_____	_____	_____	_____	5000/8000	5000/9815	5000/10000	30/24,6 m

CARACTERISTICAS DE MECANISMOS / MECHANISMS FEATURES

MECANISMOS MECHANISMS	*opcional *optional		EJ4862		* EJ6080VFA		TGJ2020VF	OR1507VF	TCM590VF	TH2006				
	kW		35		44,1		2 x 7,3	2 x 5,5	4	15				
VELOCIDADES SPEEDS	SR 2500 kg 5000 kg	62 / 31 / 7 m/min 31 / 7 m/min	SR 1700 kg 2800 kg 5000 kg	0...20/20...40/40...80 0...20/20...40/40...60 0...20/20...40	m/min m/min m/min	DR 5000 kg 10000 kg	31 / 15,5 / 3,5 m/min 15,5 / 3,5 m/min	SR 3400 kg 5600 kg 10000 kg	0...10/10...20/20...40 0...10/10...20/20...30 0...10/10...20	m/min m/min m/min	0...20 m/min	0...0,2 0,2...0,35 0,35...0,7 r/min sl/min	5000 kg 0...90 m/min 10000 kg 0...45 m/min	0,6 m/min
Máx. recorrido gancho Maximum hook course	SR	172m 298m	3 capas / layers 5 capas máx. / max. layers	DR	86m 149m	3 capas / layers 5 capas máx. / max. layers	400V 50Hz	Potencia necesaria con ... Power required with ... EJ 4862 = 64,6 kW EJ 6080 VFA = 73,7 kW			480V 60Hz	Potencias y velocidades: 20% más Powers and speeds: 20% more		

Importante: A medida que la altura bajo gancho aumenta, disminuye la capacidad de carga de la grúa. Para alturas superiores a la autoestable consultar a JASO EQUIPOS DE OBRAS Y CNES, S.L.

Important: When the height under hook increases, the hoisting load will decrease. If the height under hook is higher than the free standing height, consult to JASO EQUIPOS DE OBRAS Y CNES, S.L.

LASTRES INFERIORES / LOWER BALLASTS

Para alturas intermedias tomar el lastre correspondiente a la altura superior
For intermediate heights take the ballast corresponding to the higher height

Altura bajo gancho (m) / Height under hook (m)		29,1		37,7		46,4		54,9	
Número de piedras a colocar Number of ballast blocks to put	Piedras de 6000 kg Blocks of 6000 kg	BN 6-20		6	8	10	12		
Altura bajo gancho (m) / Height under hook (m)		45,6		58,5		72,4			
Número de piedras a colocar Number of ballast blocks to put	Piedras de 6000 kg Blocks of 6000 kg	BN 8-20		8	10	12			

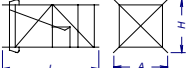
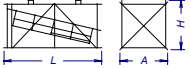

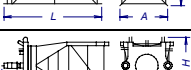
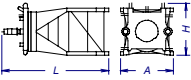
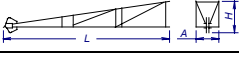
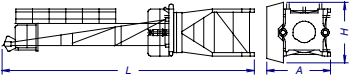
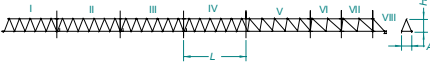


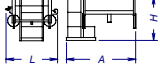
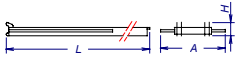
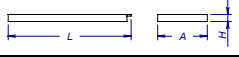
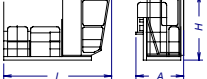
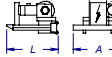
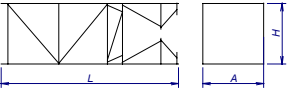
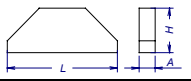


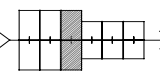
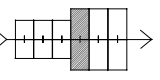
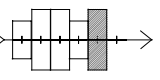
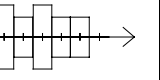
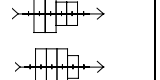
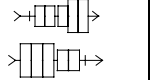
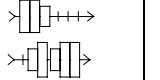
JASO EQUIPOS DE OBRAS Y CONSTRUCCIONES, S.L.

Fecha / Date: 11-02-03 - Reservado el derecho a modificaciones sin previo aviso / Subject to modification, without previous warning

LISTA DE EMBARQUE / PACKING LIST

J 190 N

DENOMINACION / DENOMINATION		L (m)	A (m)	H (m)	P / W (kg)	
Torre inferior <i>Lower tower</i>	TNI 20		4,475	2,504	2,504	3310
Torre <i>Tower</i>	TN 20		4,475	2,201	2,281	2705
	TR 20		4,575	2,161	2,261	3548
	TR 20 A		4,473	2,161	2,261	3504
Torre asiento pista, base punta torre y orientación <i>Slewing table, tower head base and slewing mechanism</i>			4,887	2,441	2,38	5425
Punta de torre <i>Tower head</i>			7,661	1,225	1,525	2550
Conjunto asiento pista, punta de torre y orientación <i>Slewing table assembly, tower head and slewing mechanism</i>			11,593	2,889	2,72	9045
Tramo de pluma <i>Jib section</i>	P17-12N (I)		8,701	1,74	2,13	1655
	P17-13N (II)		10,176	1,6	2,002	1715
	P17-14N (III)		10,178	1,6	1,997	1550
	P17-15N (IV)		10,169	1,6	1,965	1580
	P17-16N (V)		10,169	1,6	1,885	1442
	P17-17N (VI)		5,279	1,6	1,885	721
	P17-18N (VII)		5,279	1,6	1,885	506
	P17-19N (VIII)		2,222	1,74	2,195	340
Polipasto <i>Hook assembly</i>	SR		0,99	0,235	0,881	240
	DR		1,04	0,265	1,82	475
Tirante sostén pluma <i>Jib support tie</i>	2 tirantes / 2 ties		5,092	0,6	0,476	1292
	1 tirante / 1 tie		4,975	0,6	0,235	581
Carro <i>Crab</i>	SR		1,765	2,402	1,569	400
	DR		2,04	2,42	1,541	585
Contrapluma con plataformas <i>Counterjib with platforms</i>			12,128	2,984	0,58	2540
Prolongación contrapluma con plataforma <i>Counterjib extension with platform</i>			4,295	1,75	0,336	620
Plataforma y cabina <i>Platform and cabin</i>			3,759	1,65	2,338	820
Soporte y elevación <i>Support and hoisting</i>	EJ4862		2,374	2,315	2	2252
	EJ6080VFA		2,374	2,315	1,520	3945
Torre de montaje <i>Jacking cage</i>			8,15	2,808	2,772	3590
Lastre <i>Ballast</i>			3,8	0,58	1,5	6000

CONTRAPESOS / COUNTERWEIGHTS		<input type="checkbox"/> 2560 kg	<input type="checkbox"/> 4100 kg	<input checked="" type="checkbox"/> 1ª piedra para montaje 1st counterweight for assembly			
PLUMA / JIB	60	55	50	45	40	* 35	* 30
SR SR / DR							
Total (kg)	19980	19980	17420	15880	13320 14860	15880 17420	10760 17420

* Contrapluma corta para alcance de 35m y 30m / Short counterjib for 35m and 30m reaches



JASO EQUIPOS DE OBRAS Y CONSTRUCCIONES, S.L.

Fecha / Date: 11-02-03 - Reservado el derecho a modificaciones sin previo aviso / Subject to modification, without previous warning

TORRES TOWERS	ALTURA HEIGHT	Diagrama de la torre				ALTURA HEIGHT	TORRES TOWERS
1	6,80	TN 20	TN 20	TN 20	136.31.000	6,80	1
2	11,12	TND 20	TND 20	TND 20	136.31.500	11,12	2
3	15,44					15,44	3
4	19,76					19,76	4
5	24,08					24,08	5
6	28,40					28,40	6
7	32,72					32,72	7
8	37,04					37,04	8
9	41,36					41,36	9
10	45,68					45,68	10
11	50,00			TR 20 A	136.30.400	50,00	11
12	54,32			TRD 20 A	136.30.800	54,32	12
13	58,64			TR 20	136.30.000	58,64	13
14	62,96			TRD 20	136.30.500	62,96	14
15	67,28			TR 23	142.30.000	67,28	15
16	71,60			TRD 23	142.30.500	71,60	16
				TR 23	142.30.500	73,10	16
				TRD 23	142.30.500	77,42	17

AN 20	136.21.000	AR 20	136.21.000
AND 17/20/23	142.21.800	ARD 17/20/23	142.21.800
ANDC 17/20/23	142.21.700	ARDC 17/20/23	142.21.600
AR 20	136.21.500	AR 23	142.21.500
ARD 17/20/23	142.21.900		
ARDC 17/20/23	142.21.600		
AR 23	142.21.500		

Las configuraciones de torre representadas son recomendaciones de montaje que pueden ser utilizadas en cualquier instalación. Cada tramo de torre, en la posición indicada, puede asimismo ser utilizado como elemento inferior de torre en grúa autoestable estándar con su correspondiente altura bajo gancho.

Configuraciones de torre para mayores alturas bajo gancho o con diferentes tramos de torre no representadas aquí, pueden ser también posibles aunque deben ser verificadas y confirmadas por escrito por nuestro departamento técnico en cada caso individual y antes de que empiece la instalación de la grúa.

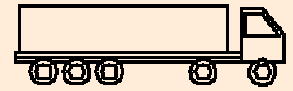
The represented tower configurations are assembly recommendations that can be used in any installation. Each tower section in its indicated position can also be used as the lower element of the mast tower in standard freestanding crane with its corresponding height under hook.

Tower configurations not shown here, with greater heights under hook or with different tower sections, are also possible but must be checked and confirmed in writing by our technical department in every individual case and before crane installation starts.

Transporte grúa auto estable con traslación de 6x6m. y sin lastre


Free standing crane transport with travelling base of 6x6m. without base ballast

En camiones / In trucks



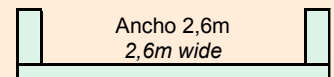
6 unidades / 6 units

En contenedores / In containers

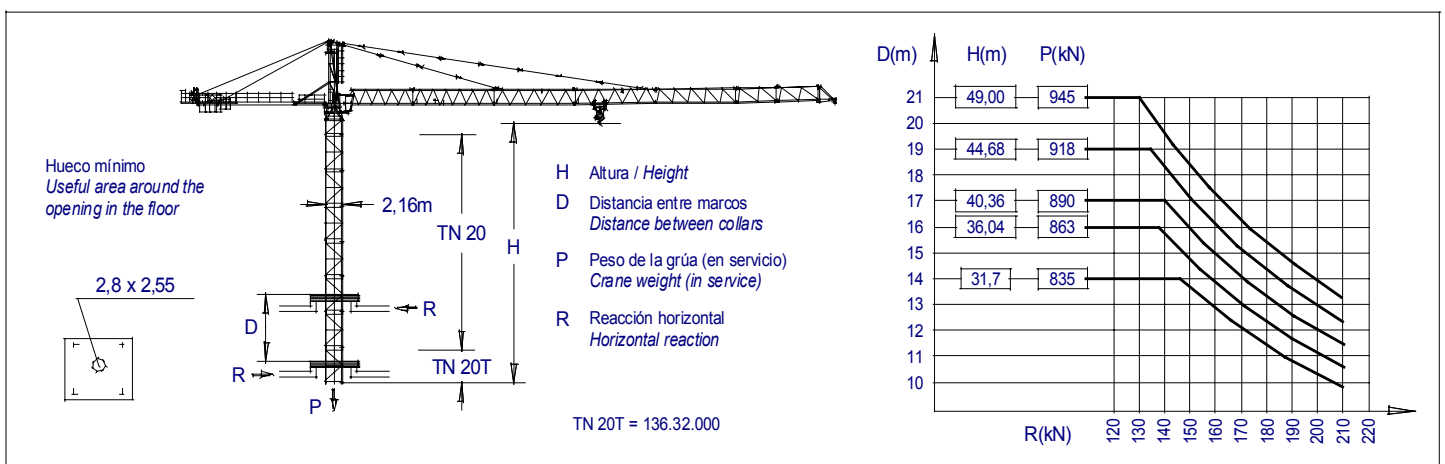


7 unidades / 7 units

FLAT RACK



1 unidad / 1 unit



JASO EQUIPOS DE OBRAS Y CONSTRUCCIONES, S.L

Ctra./Rd. Madrid - Irún Km. 415
 20.213 IDIAZABAL (Gipuzkoa)
 ESPAÑA / SPAIN
 P.O. Box, 23 - 20.200 BEASAIN

Tel. +34 943 - 18 70 00
 Fax. +34 943 - 18 70 20
 E-mail: jaso@jaso.com
 http://www.jaso.com

Fecha / Date: 11-02-03

Reservado el derecho a modificaciones sin previo aviso / Subject to modification, without previous warning

DELEGACION / DELEGATION